


PRECISION

DITA

EPILUXURY

PRECISION, QUALITY, AND LONGEVITY
SINCE 1995



THERE ARE COUNTLESS LUXURY EYEWEAR BRANDS BUT THERE IS ONLY ONE EPILUXURY EYEWEAR BRAND IN THE WORLD.

EPILUXURY IS NOT A BRAND. IT'S AN IDEAL.

EPILUXURY PARTNERS WITH LEADERS IN THEIR FIELD TO BRING RADICAL NEW PRODUCTS TO THE MARKET. CONCEPTS FROM LEADING CREATORS SO PROVOCATIVE AND NICHE THAT OTHER BRANDS DARE NOT TOUCH.

DITA-EPILUXURY IS THE RESULT OF OUR PARTNERSHIP WITH DITA, A SINGULAR EXPRESSION FOR THE OPTICAL MARKET. THERE ARE COUNTLESS LUXURY EYEWEAR BRANDS BUT THERE IS ONLY ONE EPILUXURY EYEWEAR BRAND IN THE WORLD.

WHY EPILUXURY?

'LUXURY' DOG BOWLS. 'LUXURY' T-SHIRTS. 'LUXURY' DUMBBELLS.

THE GREAT LUXURY HOUSES OF THE PAST HAVE TRADED THEIR SOULS FOR SALES IN A DECISION TO IMITATE RATHER THAN TO INNOVATE.

THIS DISTORTION OF VALUES HAS CREATED AN ABSENCE OF PASSION AND INTEGRITY IN AN INDUSTRY IN WHICH THE PRODUCTS ARE DESIGNED TO PROVOKE PRECISELY THAT.



'EPI' GREEK PREFIX FOR 'ABOVE'



EPILUXURY, ABOVE LUXURY

THAT WHICH HOLDS TRUE TO FIVE SINGULAR TENENTS IN A PERSONAL AND MEANINGFUL
MANNER HAS ALL BUT DISAPPEARED.

ONLY PRODUCTS THAT ADHERE TO FIVE ESSENTIAL TENENTS ARE EPILUXURY.

EPILUXURY

III

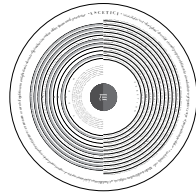
II

I

IV

V

FUNCTIONAL PERFORMANCE



SUPERIOR PERFORMANCE COMES FROM ELIMINATING EVERYTHING THAT DOESN'T CONTRIBUTE TO ITS PURPOSE.

RESULTING IN THINGS THAT LOOK AND PERFORM THE WAY THEY DO, NOT BECAUSE THEY CAN, BUT BECAUSE THEY MUST. THAT ARE BEAUTIFUL BECAUSE THEY PREFORM BEAUTIFULLY.

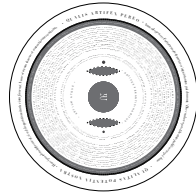
ENGINEERING TECHNOLOGY



IT'S NOT FOUND IN SCRUTINIZING GAP TOLERANCES, IN CALCULATIONS, FORMULATING MATERIALS, OR DEVELOPING NEW TECHNOLOGIES.

WITH ALL THE ENGINEERING, RESEARCH AND KNOWLEDGE THAT MECHANICS CAN TEACH. THE TRUE VALUE OF THIS MEASUREMENT CAN'T BE RECORDED, IT CAN ONLY BE FELT.

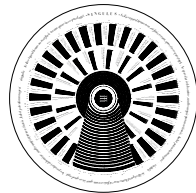
ARTISAN CRAFTSMANSHIP



IT DOESN'T BEGIN AS ENGINEERING OR DESIGN. IT BEGINS AS AN IDEAL.

THE PURSUIT OF EXCELLENCE, UNENCUMBERED SPIRIT AND UNRESTRAINED IMAGINATION. FROM WHICH LINES WERE SHAPED, TECHNOLOGIES REFINED, AND FORM PERFECTED UNTIL SOMETHING EXQUISITE EMERGES.

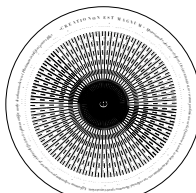
TIMELESS DESIGN



A FORM WITH FEELING. A MATERIAL WITH MEANING. A DETAIL WITH DEPTH.

WHEN EVERY SURFACE TELLS A STORY THE ONE THING WE'RE REALLY LOOKING FOR CAN'T BE SEEN ANYWAY.

PERSONAL EXCLUSIVITY



THE ULTIMATE MEASUREMENT OF EPILUXURY IS NOT FOUND IN NUMBER OF SALES, CELEBRITIES OR MAGAZINES. IT IS EVIDENT IN THE UNIQUE EXPERIENCE OF ITS OWNERS.

BECAUSE THE CREATORS HAD ONE SOLE FOCUS. EVERY ASPECT OF AN EPILUXURY PRODUCT IS SHAPED BY A SINGULAR EXPRESSION FOR A SINGULAR EXPERIENCE.

EXCLUSIVE LIMITED EDITION COMPONENTS



AVAILABLE AT DITA-EPI LUXURY AUTHORIZED DEALERS AND DITA FLAGSHIP STORES.

FOR THE COLLECTOR, DITA-EPI LUXURY OFFERS LIMITED-EDITION RELEASES OF TEMPLES, BRIDGE COMPONENTS, AND LENS UNITS FOR OUR FLAGSHIP FRAMES RENDERED IN EXQUISITE MATERIALS.

EPLX.02

EPLX.02

DES002-63-01

FRAME: Black Palladium - Navy
LENS: Dark Grey Polarized - Silver Flash Mirror

STD TEMPLE: Black Palladium - Navy
CABLE: Black Palladium - Navy

SPECIFICATIONS

- Titanium and Acetate Combination Frame and Interchangeable Temple
- Spring Hinge
- Titanium Side Cup with Pressed Pattern Detail on Both Sides
- Laser Etched Custom Titanium Nose Pads
- Mineral Glass Polarized Lenses
- Interchangeable Cable Temple
- 100% UVA and UVB Lens With Anti-Reflective Coating
- Made in Japan

BASE CURVE — 6

TEMPLE LENGTH — 140 MM

LENS WIDTH — 63 MM

NOSE BRIDGE LENGTH — 13 MM



Shown with Standard Temple



Shown with Cable Temple



EPLX.02

DES002-63-02

FRAME: Gold - Matte Black
LENS: Dark Brown Polarized - Black Flash Mirror

STD TEMPLE: Gold - Matte Black
CABLE: Gold - Matte Black

SPECIFICATIONS

- Titanium and Acetate Combination Frame and Interchangeable Temple
- Spring Hinge
- Titanium Side Cup with Pressed Pattern Detail on Both Sides
- Laser Etched Custom Titanium Nose Pads
- Mineral Glass Polarized Lenses
- Interchangeable Cable Temple
- 100% UVA and UVB Lens With Anti-Reflective Coating
- Made in Japan

BASE CURVE — 6

TEMPLE LENGTH — 140 MM

LENS WIDTH — 63 MM

NOSE BRIDGE LENGTH — 13 MM



Shown with Standard Temple



Shown with Cable Temple



EPLX.02

DES002-63-03

FRAME: Rose Gold - Black
LENS: Dark Grey Polarized

STD TEMPLE: Rose Gold - Black
CABLE: Rose Gold - Black

SPECIFICATIONS

- Titanium and Acetate Combination Frame and Interchangeable Temple
- Spring Hinge
- Titanium Side Cup with Pressed Pattern Detail on Both Sides
- Laser Etched Custom Titanium Nose Pads
- Mineral Glass Polarized Lenses
- Interchangeable Cable Temple
- 100% UVA and UVB Lens With Anti-Reflective Coating
- Made in Japan

BASE CURVE — 6

TEMPLE LENGTH — 140 MM

LENS WIDTH — 63 MM

NOSE BRIDGE LENGTH — 13 MM



Shown with Standard Temple



Shown with Cable Temple



EPLX.02

DES002-63-04

FRAME: Antique Silver - Dark Grey Swirl
LENS: Dark Grey Polarized

STD TEMPLE: Antique Silver - Dark Grey Swirl
CABLE: Antique Silver - Dark Grey Swirl

SPECIFICATIONS

- Titanium and Acetate Combination Frame and Interchangeable Temple
- Spring Hinge
- Titanium Side Cup with Pressed Pattern Detail on Both Sides
- Laser Etched Custom Titanium Nose Pads
- Mineral Glass Polarized Lenses
- Interchangeable Cable Temple
- 100% UVA and UVB Lens With Anti-Reflective Coating
- Made in Japan

BASE CURVE — 6

TEMPLE LENGTH — 140 MM

LENS WIDTH — 63 MM

NOSE BRIDGE LENGTH — 13 MM



Shown with Cable Temple



EPLX.04

EPLX.04

DES004-52-01

FRAME: Black Palladium - Navy - Gold
LENS: Dark Grey Polarized - Silver Flash Mirror

STD TEMPLE: Black Palladium - Navy
CABLE: Black Palladium - Navy

SPECIFICATIONS

- Titanium and Acetate Combination Frame and Interchangeable Temple
- Spring Hinge
- Titanium Side Cup with Pressed Pattern Detail on Both Sides
- Laser Etched Custom Titanium Nose Pads
- Mineral Glass Polarized Lenses
- Interchangeable Cable Temple
- 100% UVA and UVB Lens With Anti-Reflective Coating
- Made in Japan

BASE CURVE — 2

TEMPLE LENGTH — 140 MM
LENS WIDTH — 52 MM
NOSE BRIDGE LENGTH — 21 MM



Shown with Standard Temple



Shown with Cable Temple



EPLX.04

DES004-52-02

FRAME: White Gold - Matte Black - Gold
LENS: Dark Brown Polarized - Black Flash Mirror

STD TEMPLE: White Gold - Matte Black
CABLE: White Gold - Matte Black

SPECIFICATIONS

- Titanium and Acetate Combination Frame and Interchangeable Temple
- Spring Hinge
- Titanium Side Cup with Pressed Pattern Detail on Both Sides
- Laser Etched Custom Titanium Nose Pads
- Mineral Glass Polarized Lenses
- Interchangeable Cable Temple
- 100% UVA and UVB Lens With Anti-Reflective Coating
- Made in Japan

BASE CURVE — 2

TEMPLE LENGTH — 140 MM
LENS WIDTH — 52 MM
NOSE BRIDGE LENGTH — 21 MM



Shown with Standard Temple



Shown with Cable Temple



EPLX.04

DES004-52-03

FRAME: Rose Gold - Black - Black Iron
LENS: Dark Grey Polarized

STD TEMPLE: Rose Gold - Black
CABLE: Rose Gold - Black

SPECIFICATIONS

- Titanium and Acetate Combination Frame and Interchangeable Temple
- Spring Hinge
- Titanium Side Cup with Pressed Pattern Detail on Both Sides
- Laser Etched Custom Titanium Nose Pads
- Mineral Glass Polarized Lenses
- Interchangeable Cable Temple
- 100% UVA and UVB Lens With Anti-Reflective Coating
- Made in Japan

BASE CURVE — 2

TEMPLE LENGTH — 140 MM

LENS WIDTH — 52 MM

NOSE BRIDGE LENGTH — 21 MM



Shown with Standard Temple



Shown with Cable Temple



EPLX.04

DES004-52-04

FRAME: Black Iron - Tortoise - Yellow Gold

LENS: Dark Brown Polarized

STD TEMPLE: Black Iron - Tortoise - Yellow Gold

CABLE: Black Iron - Tortoise - Yellow Gold

SPECIFICATIONS

- Titanium and Acetate Combination Frame and Interchangeable Temple
- Spring Hinge
- Titanium Side Cup with Pressed Pattern Detail on Both Sides
- Laser Etched Custom Titanium Nose Pads
- Mineral Glass Polarized Lenses
- Interchangeable Cable Temple
- 100% UVA and UVB Lens With Anti-Reflective Coating
- Made in Japan

BASE CURVE — 2

TEMPLE LENGTH — 140 MM

LENS WIDTH — 52 MM

NOSE BRIDGE LENGTH — 21 MM



Shown with Standard Temple



Shown with Cable Temple



EPLX.05

FLAGSHIP

EPLX.05

DES005-61-03

FRAME: Black Iron - Yellow Gold
LENS UNIT 1: Dark Brown Polarized - Black Flash Mirror
LENS UNIT 2: Dark Grey Polarized

STD TEMPLE: Black Iron - Black
CABLE: Black Iron - Black



Shown with Standard Temple

SPECIFICATIONS

- Titanium and Wood Frame Construction
- Interchangeable Temple
- Spring Hinge
- Titanium Lens Rim with Integrated Side Shield with Pressed Pattern on Both Sides
- Laser Etched Custom Titanium Nose Pads
- 2 Sets of Interchangeable Mineral Glass Polarized Lenses
- Interchangeable Cable Temple
- Interchangeable Bridge Piece With Wood Inlay
- 100% UVA and UVB Lens With Anti-Reflective Coating
- Made in Japan

BASE CURVE — 6

TEMPLE LENGTH — 144 MM

LENS WIDTH — 61 MM

NOSE BRIDGE LENGTH — 14 MM



EPLX.05

DES005-61-04

FRAME: Black Palladium - White Gold
LENS UNIT 1: Dark Grey Polarized
LENS UNIT 2: Dark Brown Polarized - Black Flash Mirror

STD TEMPLE: Black Palladium - White Gold
CABLE: Black Palladium - White Gold

SPECIFICATIONS

- Titanium and Wood Frame Construction
- Interchangeable Temple
- Spring Hinge
- Titanium Lens Rim with Integrated Side Shield with Pressed Pattern on Both Sides
- Laser Etched Custom Titanium Nose Pads
- 2 Sets of Interchangeable Mineral Glass Polarized Lenses
- Interchangeable Cable Temple
- Interchangeable Bridge Piece With Wood Inlay
- 100% UVA and UVB Lens With Anti-Reflective Coating
- Made in Japan

BASE CURVE — 6

TEMPLE LENGTH — 144 MM

LENS WIDTH — 61 MM

NOSE BRIDGE LENGTH — 14 MM



Shown with Standard Temple



EPLX.05

DES005-61-05

FRAME: White Gold - Black Palladium
LENS UNIT 1: Dark Brown Polarized - Black Flash Mirror
LENS UNIT 2: Dark Grey Polarized

STD TEMPLE: White Gold - Black Palladium
CABLE: White Gold - Black Palladium

SPECIFICATIONS

- Titanium and Wood Frame Construction
- Interchangeable Temple
- Spring Hinge
- Titanium Lens Rim with Integrated Side Shield with Pressed Pattern on Both Sides
- Laser Etched Custom Titanium Nose Pads
- 2 Sets of Interchangeable Mineral Glass Polarized Lenses
- Interchangeable Cable Temple
- Interchangeable Bridge Piece With Wood Inlay
- 100% UVA and UVB Lens With Anti-Reflective Coating
- Made in Japan

BASE CURVE — 6

TEMPLE LENGTH — 144 MM

LENS WIDTH — 61 MM

NOSE BRIDGE LENGTH — 14 MM



Shown with Standard Temple



EPLX.08

EPLX.08

DES008-A-01

FRAME: Black Palladium - Navy - Gold
LENS: Dark Grey Polarized - Silver Flash Mirror

STD TEMPLE: Black Palladium - Navy
CABLE: Black Palladium - Navy

SPECIFICATIONS

- Titanium and Acetate Combination Frame and Interchangeable Temple
- Spring Hinge
- Titanium Side Cup with Pressed Pattern Detail on Both Sides
- Laser Etched Custom Titanium Nose Pads
- Mineral Glass Polarized Lenses
- Interchangeable Cable Temple
- 100% UVA and UVB Lens With Anti-Reflective Coating
- Made in Japan

BASE CURVE — 2

TEMPLE LENGTH — 140 MM

LENS WIDTH — 53 MM

NOSE BRIDGE LENGTH — 19 MM



Shown with Standard Temple



EPLX.08

DES008-A-02

FRAME: White Gold - Matte Black - Gold
LENS: Dark Brown Polarized - Black Flash Mirror

STD TEMPLE: White Gold - Matte Black
CABLE: Gold - Matte Black

SPECIFICATIONS

- Titanium and Acetate Combination Frame and Interchangeable Temple
- Spring Hinge
- Titanium Side Cup with Pressed Pattern Detail on Both Sides
- Laser Etched Custom Titanium Nose Pads
- Mineral Glass Polarized Lenses
- Interchangeable Cable Temple
- 100% UVA and UVB Lens With Anti-Reflective Coating
- Made in Japan

BASE CURVE — 2

TEMPLE LENGTH — 140 MM

LENS WIDTH — 53 MM

NOSE BRIDGE LENGTH — 19 MM



Shown with Standard Temple



EPLX.08

DES008-A-03

FRAME: Rose Gold - Black - Black Iron
LENS: Dark Grey Polarized

STD TEMPLE: Rose Gold - Black
CABLE: Rose Gold - Black

SPECIFICATIONS

- Titanium and Acetate Combination Frame and Interchangeable Temple
- Spring Hinge
- Titanium Side Cup with Pressed Pattern Detail on Both Sides
- Laser Etched Custom Titanium Nose Pads
- Mineral Glass Polarized Lenses
- Interchangeable Cable Temple
- 100% UVA and UVB Lens With Anti-Reflective Coating
- Made in Japan

BASE CURVE — 2

TEMPLE LENGTH — 140 MM

LENS WIDTH — 53 MM



Shown with Standard Temple



EPLX.09

FLAGSHIP

EPLX.09

DEX009-52-03

FRAME: White Gold - Black
LENS UNIT 1: Clear
LENS UNIT 2: Dark Grey Polarized

STD TEMPLE: Black Iron - Black
CABLE: Yellow Gold - Black

SPECIFICATIONS

- Titanium and Acetate Frame Front and Interchangeable Temple
- Spring Hinge
- Custom Titanium Nose Pads with Horn Inlay
- Two Titanium Interchangeable Lens Chasis with Pressed Pattern on the Lens Rim
- Mineral Glass Polarized Lenses
- One with Clear for Prescription Lenses
- 100% UVA and UVB Lens With Anti-Reflective Coating
- Made in Japan

BASE CURVE — 4

TEMPLE LENGTH — 144 MM

LENS WIDTH — 52 MM

NOSE BRIDGE LENGTH — 18 MM



Shown with Standard Temple



EPLX.09

DEX009-52-04

FRAME: Gold - Tortoise
LENS UNIT 1: Clear
LENS UNIT 2: Dark Grey Polarized - Black Flash Mirror

STD TEMPLE: Gold - Tortoise
CABLE: Gold - Tortoise

SPECIFICATIONS

- Titanium and Acetate Frame Front and Interchangeable Temple
- Spring Hinge
- Custom Titanium Nose Pads with Horn Inlay
- Two Titanium Interchangeable Lens Chasis with Pressed Pattern on the Lens Rim
- Mineral Glass Polarized Lenses
- One with Clear for Prescription Lenses
- 100% UVA and UVB Lens With Anti-Reflective Coating
- Made in Japan

BASE CURVE — 4

TEMPLE LENGTH — 144 MM

LENS WIDTH — 52 MM

NOSE BRIDGE LENGTH — 18 MM



Shown with Standard Temple



EPLX.10

DES010-A-01

FRAME: White Gold - Black
LENS: Dark Grey Polarized - Black Flash Mirror

STD TEMPLE: White Gold - Black
CABLE: White Gold - Black

SPECIFICATIONS

- Titanium and Acetate Frame Front and Interchangeable Temple
- Spring Hinge
- Double Cable Lens Rim Lock System
- Laser Etched Custom Titanium Nose Pads
- Mineral Glass Polarized Lenses
- Interchangeable Cable Temple
- 100% UVA and UVB Lens With Anti-Reflective Coating
- Made in Japan

BASE CURVE — 4

TEMPLE LENGTH — 140 MM

LENS WIDTH — 52 MM

NOSE BRIDGE LENGTH — 19 MM



Shown with Standard Temple



EPLX.10

DES010-A-02

FRAME: Black Palladium - Dark Grey Swirl
LENS: Dark Grey Polarized

STD TEMPLE: Black Palladium - Dark Grey Swirl
CABLE: Black Palladium - Dark Grey Swirl

SPECIFICATIONS

- Titanium and Acetate Frame Front and Interchangeable Temple
- Spring Hinge
- Double Cable Lens Rim Lock System
- Laser Etched Custom Titanium Nose Pads
- Mineral Glass Polarized Lenses
- Interchangeable Cable Temple
- 100% UVA and UVB Lens With Anti-Reflective Coating
- Made in Japan

BASE CURVE — 4

TEMPLE LENGTH — 140 MM

LENS WIDTH — 52 MM

NOSE BRIDGE LENGTH — 19 MM



Shown with Standard Temple



EPLX.10

DES010-A-03

FRAME: White Gold - Tortoise
LENS: Dark Brown Polarized - Silver Flash Mirror

STD TEMPLE: White Gold - Tortoise
CABLE: White Gold - Tortoise

SPECIFICATIONS

- Titanium and Acetate Frame Front and Interchangeable Temple
- Spring Hinge
- Double Cable Lens Rim Lock System
- Laser Etched Custom Titanium Nose Pads
- Mineral Glass Polarized Lenses
- Interchangeable Cable Temple
- 100% UVA and UVB Lens With Anti-Reflective Coating
- Made in Japan

BASE CURVE — 4

TEMPLE LENGTH — 140 MM

LENS WIDTH — 52 MM

NOSE BRIDGE LENGTH — 19 MM



Shown with Standard Temple



EPLX.10

DEX010-A-01

FRAME: White Gold - Black
LENS: Clear

STD TEMPLE: White Gold - Black
CABLE: White Gold - Black

SPECIFICATIONS

- Titanium and Acetate Frame Front and Interchangeable Temple
- Spring Hinge
- Double Cable Lens Rim Lock System
- Laser Etched Custom Titanium Nose Pads
- Mineral Glass Polarized Lenses
- Interchangeable Cable Temple
- Made in Japan

BASE CURVE — 4

TEMPLE LENGTH — 140 MM

LENS WIDTH — 52 MM

NOSE BRIDGE LENGTH — 19 MM



Shown with Standard Temple



EPLX.10

DEX010-A-02

FRAME: Black Palladium - Dark Grey Swirl
LENS: Clear

STD TEMPLE: Black Palladium - Dark Grey Swirl
CABLE: Black Palladium - Dark Grey Swirl

SPECIFICATIONS

- Titanium and Acetate Frame Front and Interchangeable Temple
- Spring Hinge
- Double Cable Lens Rim Lock System
- Laser Etched Custom Titanium Nose Pads
- Mineral Glass Polarized Lenses
- Interchangeable Cable Temple
- Made in Japan

BASE CURVE — 4

TEMPLE LENGTH — 140 MM

LENS WIDTH — 52 MM

NOSE BRIDGE LENGTH — 19 MM



Shown with Standard Temple



EPLX.10

DEX010-A-03

FRAME: White Gold - Tortoise
LENS: Clear

STD TEMPLE: White Gold - Tortoise
CABLE: White Gold - Tortoise

SPECIFICATIONS

- Titanium and Acetate Frame Front and Interchangeable Temple
- Spring Hinge
- Double Cable Lens Rim Lock System
- Laser Etched Custom Titanium Nose Pads
- Mineral Glass Polarized Lenses
- Interchangeable Cable Temple
- Made in Japan

BASE CURVE — 4

TEMPLE LENGTH — 140 MM

LENS WIDTH — 52 MM

NOSE BRIDGE LENGTH — 19 MM



Shown with Standard Temple



EPLX.11

NEW COLLECTION

EPLX.11

DES011-A-01

FRAME: Yellow Gold - Black Iron
LENS: Dark Brown to Clear Gradient - Gold

STD TEMPLE: Black Iron - Gold
CABLE: Black Iron - Gold

SPECIFICATIONS

- 2-Piece Split Titanium Frame Construction
- Proprietary Flex Plate Interchangeable Temple System
- Titanium Side Cup with Pressed Pattern Detail on Both Sides
- Laser Etched Custom Titanium Nose Pads
- 100% UVA and UVB Lens With Anti-Reflective Coating
- Interchangeable Cable Temple
- High Micron 22k Gold Plating On Select Colorways
- Made in Japan

BASE CURVE - 2

TEMPLE LENGTH — 140 MM
LENS WIDTH — 56 MM
NOSE BRIDGE LENGTH — 15 MM



Shown with Standard Temple



Shown with Cable Temple



EPLX.11

DES011-A-02

FRAME: Black Iron - Black Ruthenium
LENS: Dark Grey to Clear Gradient - Red

STD TEMPLE: Black Ruthenium
CABLE: Black Ruthenium

SPECIFICATIONS

- 2-Piece Split Titanium Frame Construction
- Proprietary Flex Plate Interchangeable Temple System
- Titanium Side Cup with Pressed Pattern Detail on Both Sides
- Laser Etched Custom Titanium Nose Pads
- Interchangeable Cable Temple
- High Micron 22k Gold Plating On Select Colorways
- 100% UVA and UVB Lens With Anti-Reflective Coating
- Made in Japan

BASE CURVE - 2

TEMPLE LENGTH — 140 MM
LENS WIDTH — 56 MM
NOSE BRIDGE LENGTH — 15 MM



Shown with Standard Temple



Shown with Cable Temple



EPLX.11

DES011-A-03

FRAME: Black Palladium - 22K Gold Plated
LENS: Dark Grey to Clear Gradient - Green

STD TEMPLE: 22K Gold Plated
CABLE: Black Palladium - Gold

SPECIFICATIONS

- 2-Piece Split Titanium Frame Construction
- Proprietary Flex Plate Interchangeable Temple System
- Titanium Side Cup with Pressed Pattern Detail on Both Sides
- Laser Etched Custom Titanium Nose Pads
- Interchangeable Cable Temple
- High Micron 22k Gold Plating On Select Colorways
- 100% UVA and UVB Lens With Anti-Reflective Coating
- Made in Japan

BASE CURVE - 2

TEMPLE LENGTH — 140 MM
LENS WIDTH — 56 MM
NOSE BRIDGE LENGTH — 15 MM



Shown with Standard Temple



Shown with Cable Temple



EPLX.12

DES012-A-01

FRAME: Black - White Gold
LENS: Dark Grey Polarized

STD TEMPLE: Black - White Gold
CABLE: Black - White Gold

SPECIFICATIONS

- Titanium and Acetate Frame Front and Interchangeable Temple
- Spring Hinge
- Double Cable Lens Rim Lock System
- Laser Etched Custom Titanium Nose Pads
- Interchangeable Cable Temple
- 100% UVA and UVB Lens With Anti-Reflective Coating
- Made in Japan

BASE CURVE - 4

TEMPLE LENGTH — 140 MM
LENS WIDTH — 52 MM
NOSE BRIDGE LENGTH — 19 MM



Shown with Standard Temple



EPLX.12

DES012-A-02

FRAME: Tortoise - Black Palladium
LENS: Dark Brown Polarized - Black Flash Mirror

STD TEMPLE: Black Palladium - Burnt Brown
CABLE: Black Palladium - Black

SPECIFICATIONS

- Titanium and Acetate Frame Front and Interchangeable Temple
- Spring Hinge
- Double Cable Lens Rim Lock System
- Laser Etched Custom Titanium Nose Pads
- Interchangeable Cable Temple
- 100% UVA and UVB Lens With Anti-Reflective Coating
- Made in Japan

BASE CURVE - 4

TEMPLE LENGTH — 140 MM
LENS WIDTH — 52 MM
NOSE BRIDGE LENGTH — 19 MM



Shown with Standard Temple



EPLX.12

DES012-A-03

FRAME: Matte Navy - Antique Silver
LENS: Dark Grey Polarized - Black Flash Mirror

STD TEMPLE: Matte Navy - Antique Silver
CABLE: Matte Navy - Antique Silver

SPECIFICATIONS

- Titanium and Acetate Frame Front and Interchangeable Temple
- Spring Hinge
- Double Cable Lens Rim Lock System
- Laser Etched Custom Titanium Nose Pads
- Interchangeable Cable Temple
- 100% UVA and UVB Lens With Anti-Reflective Coating
- Made in Japan

BASE CURVE - 4

TEMPLE LENGTH — 140 MM
LENS WIDTH — 52 MM
NOSE BRIDGE LENGTH — 19 MM



Shown with Standard Temple



EPLX.12

DEX012-A-01

FRAME: Black - White Gold
LENS: Clear

STD TEMPLE: Black - White Gold
CABLE: Black - White Gold

SPECIFICATIONS

- Titanium and Acetate Frame Front and Interchangeable Temple
- Spring Hinge
- Double Cable Lens Rim Lock System
- Laser Etched Custom Titanium Nose Pads
- Interchangeable Cable Temple
- Made in Japan

BASE CURVE - 4

TEMPLE LENGTH — 140 MM
LENS WIDTH — 52 MM
NOSE BRIDGE LENGTH — 19 MM



Shown with Standard Temple



EPLX.12

DEX012-A-02

FRAME: Tortoise - Black Palladium
LENS: Clear

STD TEMPLE: Black Palladium - Burnt Brown
CABLE: Black Palladium - Black

SPECIFICATIONS

- Titanium and Acetate Frame Front and Interchangeable Temple
- Spring Hinge
- Double Cable Lens Rim Lock System
- Laser Etched Custom Titanium Nose Pads
- Interchangeable Cable Temple
- Made in Japan

BASE CURVE - 4

TEMPLE LENGTH — 140 MM
LENS WIDTH — 52 MM
NOSE BRIDGE LENGTH — 19 MM



Shown with Standard Temple



EPLX.12

DEX012-A-03

FRAME: Matte Navy - Antique Silver
LENS: Clear

STD TEMPLE: Matte Navy - Antique Silver
CABLE: Matte Navy - Antique Silver

SPECIFICATIONS

- Titanium and Acetate Frame Front and Interchangeable Temple
- Spring Hinge
- Double Cable Lens Rim Lock System
- Laser Etched Custom Titanium Nose Pads
- Interchangeable Cable Temple
- Made in Japan

BASE CURVE - 4

TEMPLE LENGTH — 140 MM
LENS WIDTH — 52 MM
NOSE BRIDGE LENGTH — 19 MM



Shown with Standard Temple



EPLX.13

NEW COLLECTION

EPLX.13

DES013-A-01

FRAME: Black - 22K Gold Plated
LENS: Dark Grey to Clear Gradient - Red

STD TEMPLE: 22K Gold Plated
CABLE: Gold

SPECIFICATIONS

- Titanium Reinforced Acetate Frame Construction
- Proprietary Flex Plate Interchangeable Temple System
- Titanium Side Cup with Pressed Pattern Detail on Both Sides
- Laser Etched Custom Titanium Nose Pads
- 100% UVA and UVB Lens With Anti-Reflective Coating
- Interchangeable Cable Temple
- High Micron 22k Gold Plating On Select Colorways
- Made in Japan

BASE CURVE - 6

TEMPLE LENGTH — 130 MM
LENS WIDTH — 58 MM
NOSE BRIDGE LENGTH — 18 MM



Shown with Standard Temple



Shown with Cable Temple



EPLX.13

DES013-A-02

FRAME: Matte Black - Black Iron
LENS: Dark Brown to Clear Gradient - Gold

STD TEMPLE: Black Iron - Gold
CABLE: Black Iron - Gold

SPECIFICATIONS

- Titanium Reinforced Acetate Frame Construction
- Proprietary Flex Plate Interchangeable Temple System
- Titanium Side Cup with Pressed Pattern Detail on Both Sides
- Laser Etched Custom Titanium Nose Pads
- 100% UVA and UVB Lens With Anti-Reflective Coating
- Interchangeable Cable Temple
- High Micron 22k Gold Plating On Select Colorways
- Made in Japan

BASE CURVE - 6

TEMPLE LENGTH — 130 MM
LENS WIDTH — 58 MM
NOSE BRIDGE LENGTH — 18 MM



Shown with Standard Temple



Shown with Cable Temple



EPLX.13

DES013-A-03

FRAME: Navy - Black Palladium
LENS: Grey - Gold

STD TEMPLE: Black Palladium - Gold
CABLE: Black Palladium - Gold

SPECIFICATIONS

- Titanium Reinforced Acetate Frame Construction
- Proprietary Flex Plate Interchangeable Temple System
- Titanium Side Cup with Pressed Pattern Detail on Both Sides
- Laser Etched Custom Titanium Nose Pads
- 100% UVA and UVB Lens With Anti-Reflective Coating
- Interchangeable Cable Temple
- High Micron 22k Gold Plating On Select Colorways
- Made in Japan

BASE CURVE - 6

TEMPLE LENGTH — 130 MM

LENS WIDTH — 58 MM

NOSE BRIDGE LENGTH — 18 MM



Shown with Standard Temple



Shown with Cable Temple



EPLX.16

NEW COLLECTION – FLAGSHIP

EPLX.16

DES016-A-01

FRAME: Gold - Black Ruthenium
LENS UNIT 1: Dark Grey to Clear Gradient - Red
LENS UNIT 2: G15 - Green

STD TEMPLE: Gold - Black Ruthenium
CABLE: Gold - Black Ruthenium

SPECIFICATIONS

- Titanium and Wood Frame Construction
- Proprietary Flex Plate Interchangeable Temple System
- Proprietary Hex Screw Hinge
- Titanium Lens Rim with Integrated Side Shield with Pressed Pattern on Both Sides
- Laser Etched Custom Titanium Nose Pads
- 2 Sets of Interchangeable 100% UVA and UVB Lenses with Anti-Reflective Coating
- Interchangeable Cable Temple
- Interchangeable Bridge Piece With Wood Inlay
- High Micron 22k Gold Plating On Select Colorways
- Made in Japan

BASE CURVE - 4

TEMPLE LENGTH — 144 MM
LENS WIDTH — 61 MM
NOSE BRIDGE LENGTH — 14 MM



Shown with Standard Temple



Shown with Cable Temple



EPLX.16

DES016-A-02

FRAME: Black Iron - Yellow Gold
LENS UNIT 1: Dark Brown to Clear Gradient - Gold
LENS UNIT 2: Dark Grey to Clear Gradient - Red

STD TEMPLE: Black Iron - Gold
CABLE: Black Iron - Gold



Shown with Standard Temple



Shown with Cable Temple

SPECIFICATIONS

- Titanium and Wood Frame Construction
- Proprietary Flex Plate Interchangeable Temple System
- Proprietary Hex Screw Hinge
- Titanium Lens Rim with Integrated Side Shield with Pressed Pattern on Both Sides
- Laser Etched Custom Titanium Nose Pads
- 2 Sets of Interchangeable 100% UVA and UVB Lenses with Anti-Reflective Coating
- Interchangeable Cable Temple
- Interchangeable Bridge Piece With Wood Inlay
- High Micron 22k Gold Plating On Select Colorways
- Made in Japan

BASE CURVE - 4

TEMPLE LENGTH — 144 MM
LENS WIDTH — 61 MM
NOSE BRIDGE LENGTH — 14 MM



EPLX.16

DES016-A-03

FRAME: Black Palladium - 22K Gold Plated
LENS UNIT 1: Rose - Gold
LENS UNIT 2: G15 to Clear Gradient - Green

STD TEMPLE: Black Palladium - 22K Gold Plated
CABLE: Black Palladium - Gold

SPECIFICATIONS

- Titanium and Wood Frame Construction
- Proprietary Flex Plate Interchangeable Temple System
- Proprietary Hex Screw Hinge
- Titanium Lens Rim with Integrated Side Shield with Pressed Pattern on Both Sides
- Laser Etched Custom Titanium Nose Pads
- 2 Sets of Interchangeable 100% UVA and UVB Lenses with Anti-Reflective Coating
- Interchangeable Cable Temple
- Interchangeable Bridge Piece With Wood Inlay
- High Micron 22k Gold Plating On Select Colorways
- Made in Japan

BASE CURVE - 4

TEMPLE LENGTH — 144 MM

LENS WIDTH — 61 MM

NOSE BRIDGE LENGTH — 14 MM



Shown with Standard Temple



Shown with Cable Temple



EPLX.17

NEW COLLECTION

EPLX.17

DES017-A-01

FRAME: Black Palladium - 22K Gold Plated
LENS: Dark Grey to Clear Gradient - Red

STD TEMPLE: Black Palladium - 22K Gold Plated
CABLE: Black Palladium - Gold

SPECIFICATIONS

- 2-Piece Layered Titanium Frame Construction
- Proprietary Flex Plate Interchangeable Temple System
- Titanium Side Cup with Pressed Pattern Detail on Both Sides
- Laser Etched Custom Titanium Nose Pads
- Interchangeable Cable Temple
- High Micron 22k Gold Plating On Select Colorways
- 100% UVA and UVB Lens With Anti-Reflective Coating
- Made in Japan

BASE CURVE - 4

TEMPLE LENGTH — 140 MM

LENS WIDTH — 53 MM

NOSE BRIDGE LENGTH — 18 MM



Shown with Standard Temple



Shown with Cable Temple



EPLX.17

DES017-A-02

FRAME: Black Iron - Gold
LENS UNIT 1: Dark Brown to Clear Gradient - Gold

STD TEMPLE: Black Iron - Gold
CABLE: Black Iron - Gold

SPECIFICATIONS

- 2-Piece Layered Titanium Frame Construction
- Proprietary Flex Plate Interchangeable Temple System
- Titanium Side Cup with Pressed Pattern Detail on Both Sides
- Laser Etched Custom Titanium Nose Pads
- Interchangeable Cable Temple
- High Micron 22k Gold Plating On Select Colorways
- 100% UVA and UVB Lens With Anti-Reflective Coating
- Made in Japan

BASE CURVE - 4

TEMPLE LENGTH — 140 MM
LENS WIDTH — 53 MM
NOSE BRIDGE LENGTH — 18 MM



Shown with Standard Temple



Shown with Cable Temple



EPLX.17

DES017-A-03

FRAME: Antique Yellow Gold - White Gold
LENS: G15 - Green

STD TEMPLE: Gold - Antique Gold
CABLE: Gold

SPECIFICATIONS

- 2-Piece Layered Titanium Frame Construction
- Proprietary Flex Plate Interchangeable Temple System
- Titanium Side Cup with Pressed Pattern Detail on Both Sides
- Laser Etched Custom Titanium Nose Pads
- Interchangeable Cable Temple
- High Micron 22k Gold Plating On Select Colorways
- 100% UVA and UVB Lens With Anti-Reflective Coating
- Made in Japan

BASE CURVE - 4

TEMPLE LENGTH — 140 MM

LENS WIDTH — 53 MM

NOSE BRIDGE LENGTH — 18 MM



Shown with Standard Temple



Shown with Cable Temple



EPLX.17

DEX017-A-01

FRAME: Black Palladium - 22K Gold Plated
LENS: Clear

STD TEMPLE: Black Palladium - 22K Gold Plated
CABLE: Black Palladium - Gold

SPECIFICATIONS

- 2-Piece Layered Titanium Frame Construction
- Proprietary Flex Plate Interchangeable Temple System
- Titanium Side Cup with Pressed Pattern Detail on Both Sides
- Laser Etched Custom Titanium Nose Pads
- Interchangeable Cable Temple
- High Micron 22k Gold Plating On Select Colorways
- Made in Japan

BASE CURVE - 4

TEMPLE LENGTH — 140 MM

LENS WIDTH — 53 MM

NOSE BRIDGE LENGTH — 18 MM



Shown with Standard Temple



Shown with Cable Temple



EPLX.17

DEX017-A-02

FRAME: Black Iron - Gold
LENS: Clear

STD TEMPLE: Black Iron - Gold
CABLE: Black Iron - Gold

SPECIFICATIONS

- 2-Piece Layered Titanium Frame Construction
- Proprietary Flex Plate Interchangeable Temple System
- Titanium Side Cup with Pressed Pattern Detail on Both Sides
- Laser Etched Custom Titanium Nose Pads
- Interchangeable Cable Temple
- High Micron 22k Gold Plating On Select Colorways
- Made in Japan

BASE CURVE - 4

TEMPLE LENGTH — 140 MM
LENS WIDTH — 53 MM
NOSE BRIDGE LENGTH — 18 MM



Shown with Standard Temple



Shown with Cable Temple



EPLX.17

DEX017-A-03

FRAME: Antique Yellow Gold - White Gold
LENS: Clear

STD TEMPLE: White Gold - Antique Yellow Gold
CABLE: White Gold

SPECIFICATIONS

- 2-Piece Layered Titanium Frame Construction
- Proprietary Flex Plate Interchangeable Temple System
- Titanium Side Cup with Pressed Pattern Detail on Both Sides
- Laser Etched Custom Titanium Nose Pads
- Interchangeable Cable Temple
- High Micron 22k Gold Plating On Select Colorways
- Made in Japan

BASE CURVE - 4

TEMPLE LENGTH — 140 MM

LENS WIDTH — 53 MM

NOSE BRIDGE LENGTH — 18 MM



Shown with Standard Temple



Shown with Cable Temple



